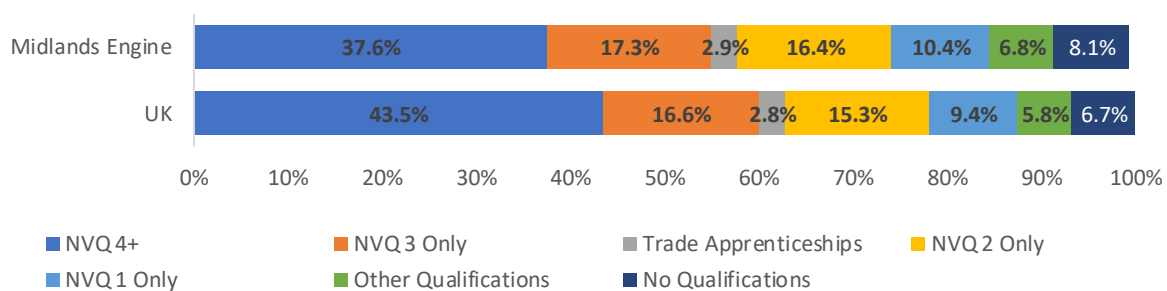


## 2021 Qualification (NVQ) Levels: Midlands Engine<sup>1</sup>

### In Summary

- In the Midlands Engine, the number of people with NVQ 4+ qualifications increased by 1.4% over the year to approximately 2,360,800 (from 2,327,900 in 2020) compared to a UK increase of 0.9%.
- That means 37.6% of the working age population were educated to NVQ 4+ qualifications in the Midlands Engine area against the UK average of 43.5% in 2021.
- Despite this improvement, a further 367,390 of the working age Midlands Engine residents are required to obtain an NVQ 4+ qualifications to equal the UK average.
- The number of people in the Midlands Engine area with no qualifications, increased from approximately 473,800 in 2020 to 489,900 in 2021. This equates to 16,100 more people without any qualifications or an increase of 3.4% compared to an increase of 1.8% across the UK.
- That means 7.8% of the working age population in the Midlands Engine area had no qualifications against the UK average of 6.7% in 2021.
- To eradicate the gap with the UK average, 69,696 of the working age Midlands Engine residents are needed to obtain at least one qualification.

The chart below shows the breakdown of qualifications for the Midlands Engine and UK in 2021:



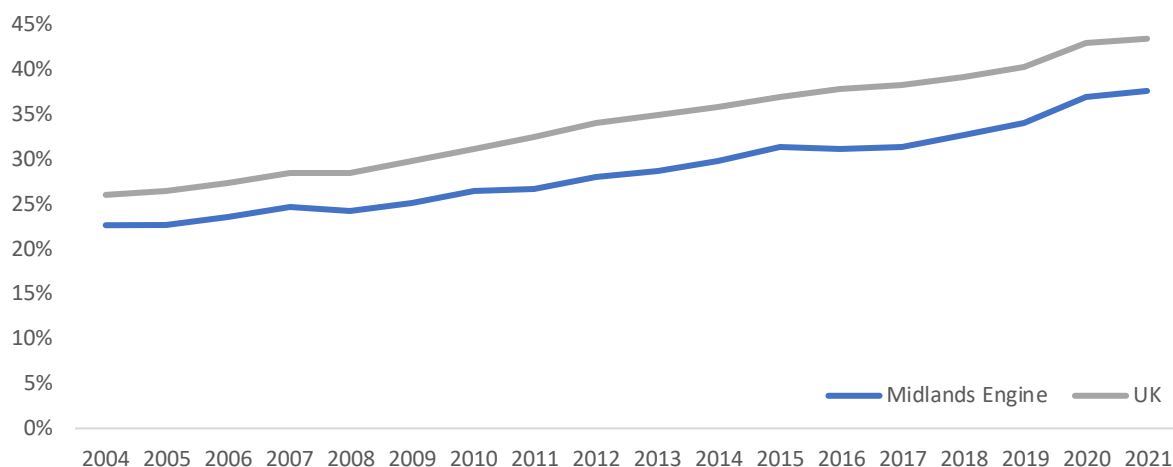
### In Detail:

#### NVQ 4+ Qualifications

- In the Midlands Engine, the number of people with NVQ 4+ qualifications increased by 1.4% over the year to approximately 2,360,800 (from 2,327,900 in 2020) compared to a UK increase of 0.9%. That means 37.6% of the working age population were educated to NVQ 4+ qualifications in the Midlands Engine area against the UK average of 43.5% in 2021. Despite this improvement, a further 367,390 of the working age Midlands Engine residents are required to obtain an NVQ 4+ qualifications to equal the UK average.
- Within the Midlands Engine, the local authorities with the highest levels of people with NVQ 4+ qualification include Stafford (55.6%), Malvern Hills (54.5%) and Rugby (52.5%). Conversely, the areas with the lowest rates of people with NVQ 4+ qualifications include Mansfield (16.7%), South Holland (18.0%) and North East Lincolnshire (23.6%).
- Since 2020, 36 out of the 65 local authorities increased, Bolsover saw the largest percentage increase at 105.9% (+10,700), reaching 41.0% of working age people with NVQ 4+ qualifications. While 29 areas decreased, including Mansfield which decreased by 35.8% (-6,200) and were the lowest rate in the Midlands Engine.

<sup>1</sup> The Annual Population Survey (APS) datasets from the Office of National Statistics were updated in April 2022 with new figures for the Jan 2021 – Dec 2021 survey period.

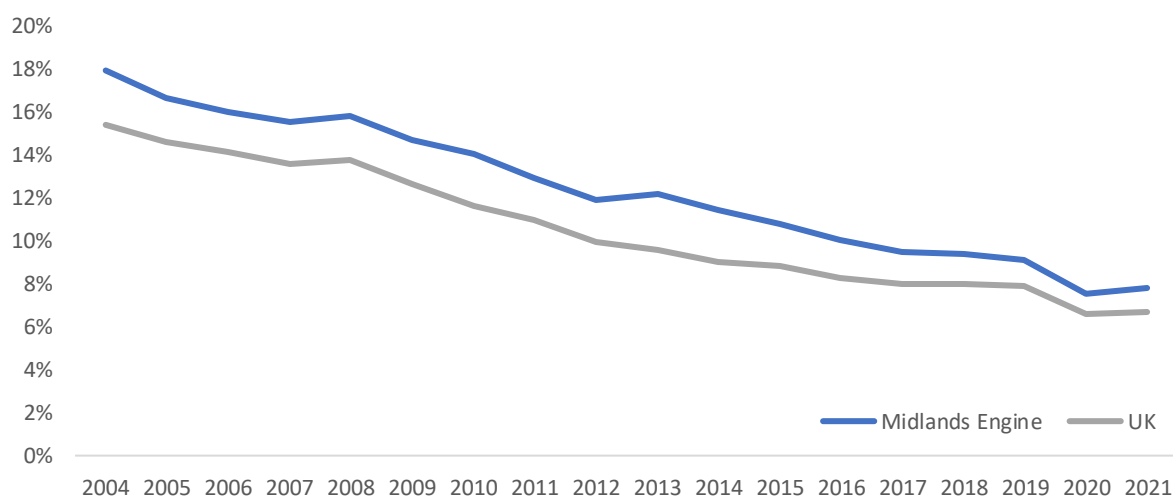
The chart below shows people with NVQ 4+ qualifications for the Midlands Engine and UK, 2004 to 2021:



### No qualifications<sup>2</sup>

- The number of people in the Midlands Engine area with no qualifications, increased from approximately 473,800 in 2020 to 489,900 in 2021. This equates to 16,100 more people without any qualifications or an increase of 3.4% compared to an increase of 1.8% across the UK. That means 7.8% of the working age population in the Midlands Engine area had no qualifications against the UK average of 6.7% in 2021. To eradicate the gap with the UK average, 69,696 of the working age Midlands Engine residents are needed to obtain at least one qualification.
- Within the Midlands Engine area (where available), the local authorities with the highest levels of people with no qualifications include East Lindsay (18.5%), Mansfield (17.7%) and Oadby and Wigston (15.5%). Conversely, the areas with the lowest rates of people with no qualifications include Rutland (1.1%), North Kesteven (2.6%) and Blaby (2.6%).
- Since 2020, 31 out of the 65 local authorities decreased, North Kesteven saw the largest percentage decrease at 67.3% (-3,500), reaching 2.6% of working age people with no qualifications. While 28 areas increased, including Warwick which increased by 190.9% (+2,100) to reach 3.7%. One area remained the same, Shropshire at 4.6%.

The graph below shows people with no qualifications for the Midlands Engine and UK, 2004 to 2021



<sup>2</sup> Please note, data has been suppressed for some local authorities in the Midlands Engine.

### NVQ 3 only Qualifications

- The number of people in the Midlands Engine area with NVQ 3 only qualifications has decreased by 6.9% over the year to approximately 1,092,200 (from 1,173,400 in 2020) compared to a UK decrease of 1.5%. That means 17.4% of the working age population were educated to NVQ 3 only qualifications which was above the UK average of 16.6% in 2021.

### Trade Apprenticeships Qualifications

- The number of people in the Midlands Engine area with trade apprenticeships qualifications has increased by 16.9% over the year to approximately 189,100 (from 161,700 in 2020) compared to a UK decrease of 1.1%. That means 3.0% of the working age population held trade apprenticeships which was above the UK average of 2.8% in 2021.

### NVQ 2 only Qualification

- The number of people in the Midlands Engine area with NVQ 2 only qualifications has decreased by 1.5% over the year to approximately 1,043,700 (from 1,059,800 in 2020) compared to a UK decrease of 1.2%. That means 16.6% of the working age population were educated to NVQ 2 only qualifications which was above the UK average of 15.3% in 2021.

### NVQ 1 only Qualifications

- The number of people in the Midlands Engine area with NVQ 1 only qualifications has increased by 0.9% over the year to approximately 658,200 (from 652,500 in 2020) compared to a UK decrease of 2.8%. That means 10.5% of the working age population were educated to NVQ 1 only qualification which was above the UK average of 9.4% in 2021.

### Other Qualifications

- The number of people in the Midlands Engine area with other qualifications has increased by 1.2% over the year to approximately 422,400 (from 417,200 in 2020) compared to a UK increase of 0.1%. That means 6.7% of the working age population held other qualifications which was above the UK average of 5.8% in 2021.

### Summary of Midlands Engine Qualification (NVQ) Levels for those aged 16-64:

	Midlands Engine 2020		Midlands Engine 2021		UK 2021	Midlands Engine Change 2020-2021	UK Change 2020-2020	Gap to UK
NVQ4+	2,327,900	37.0%	2,360,800	37.6%	43.5%	3.5%	0.9%	367,390
NVQ3 only	1,173,400	18.7%	1,092,200	17.4%	16.6%	-6.1%	-1.5%	Above UK
Trade Apprenticeships	161,700	2.6%	189,100	3.0%	2.8%	11.1%	-1.1%	Above UK
NVQ2 only	1,059,800	16.9%	1,043,700	16.6%	15.3%	-2.5%	-1.2%	Above UK
NVQ1 only	652,500	10.4%	658,200	10.5%	9.4%	-4.6%	-2.8%	Above UK
Other qualifications	417,200	6.6%	422,400	6.7%	5.8%	9.8%	0.1%	Above UK
No qualifications	473,800	7.5%	489,900	7.8%	6.7%	-3.6%	1.8%	-69,696